
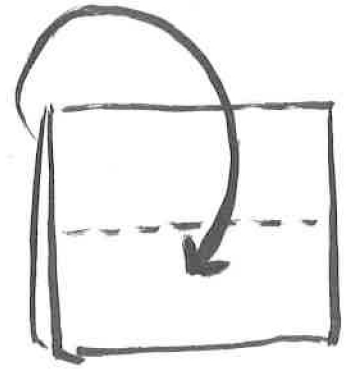


①




FOLD PAGE IN HALF,
SHORT EDGE ON THE
BOTTOM

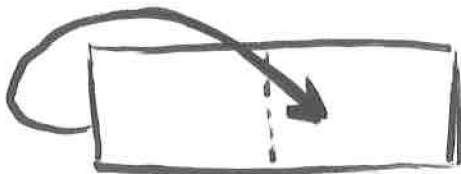
②



FOLD IN HALF AGAIN

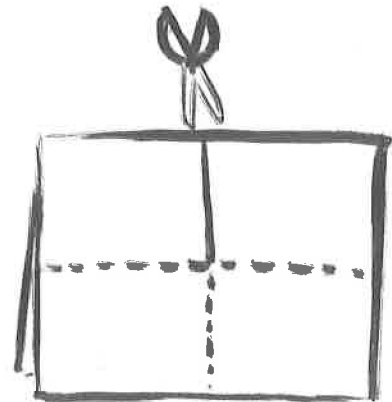


③



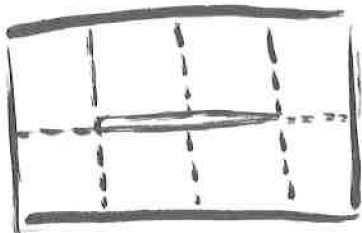
FOLD IN HALF ACROSS
MIDDLE OF THE
LONG EDGE

④




UNFOLD TWICE,
CUT DOWN HALFWAY
FROM THE FOLDED EDGE

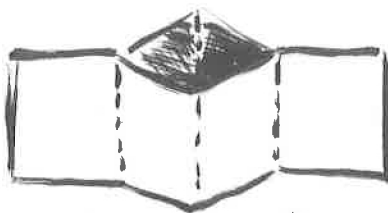
⑤



UNFOLD ALL THE WAY,
THEN RE-FOLD WITH
THE LONG EDGE
ON THE BOTTOM



⑥



HOLD THE TWO FAR
EDGES AND PUSH
TOGETHER, SO THE CUT
MIDDLE OPENS UP

⑦



FOLD INTO
BOOKLET!